



Smart Ice Maker Rentals for Businesses



SUBSCRIPTION STARTS AT

Rs. 1,490 PER MONTH

01. Lifetime Maintenance-Free

Full-coverage, doorstep service.
Parts & consumables covered by your plan.

02. Easy Upgrade

Need more ice? Simply upgrade your plan.

03. Minimal Downtime

Stay operational with same-day replacement /repair in case of technical issues.

04. Six Types of Ice

Pick your best ice fit & switch with a quick plan change.

05. Flexible Plans

Choose a subscription that works for you - monthly, quarterly, or yearly.

Compact designs. Efficient operation.



- ✓ Three space-saving variants.
- ✓ Food-grade build.
- ✓ Globally-certified compressors.
- ✓ Energy & Cost-efficient production.

Save up to 40% on your ice needs!

You will never buy packaged ice again!

Contamination & Microplastics-Free!

Offer the freshest, most hygienic ice to your customers.



No More Supplier Delays

Make ice when you want it, with continuous ice production.



No Extra Freezer Space Needed

Svivel Commercial Ice
Makers offer in-built storage
up to 200 kg.



DICE

(Small)

Ice Cube Sizes:22 x 22 x 22 mm




- ✓ Perfect for soft drinks and cocktails.
- ✓ Compact cubes, cool efficiently with less melting.
- ✓ Stackable design prevents clumping for smooth dispensing in busy settings.
- ✓ Efficient production reduces costs.

Output / 24 hours	Storage	Monthly Subscription
45 kgs	6 kgs	1490/-
65 kgs	15 kgs	1990/-
120 kgs	30 kgs	4490/-
220 kgs	100 kgs	7990/-

DICE (Medium)

Ice Cube Sizes: 38 x 38 x 22 mm | 28 x 28 x 22 mm




- ✓ Two Dice sizes available.
- ✓ Uniform cubes that offer rapid cooling with slow melting.
- ✓ Stackable design for clump-free, smooth dispensing.
- ✓ Ideal for soft drinks, mixed cocktails, and buffet displays.

Output / 24 hours	Storage	Monthly Subscription
120 kgs	55 kgs	5990/-
250 kgs	150 kgs	8990/-
590 kgs	220 kgs	11990/-


DICE (Medium)

Ice Cube Sizes: 38 x 38 x 22 mm | 28 x 28 x 22 mm



- Two Dice sizes available.
- Uniform cubes that offer rapid cooling with slow melting.
- Stackable design for clump-free, smooth dispensing.
- Ideal for soft drinks, mixed cocktails, and buffet displays.

Output / 24 hours	Storage Capacity	Monthly Subscription
120 kgs	55 kgs	5990/-
250 kgs	150 Kgs	8990/-
590 kgs	220 kgs	11990/-



BULLET

- Make ice as fast as X min per batch.
- Cylindrical, hollow ice with a larger surface area that cools drinks faster.
- Quick to produce, perfect for high-demand cafes & QSRs.
- Ideal for blended drinks and smoothies.
- Efficient production reduces costs.

Output / 24 hours	Storage Capacity	Monthly Subscription
50 kgs/ 24 hrs	9 Kgs	2,990/



CRESCENT

- Uniquely shaped, crescent ice melts slowly and reduces splashing in drinks.
- Ideal for soft drinks, water dispensers, and casual dining settings.
- The curved shape allows for efficient glass filling, optimizing space while providing a steady cooling effect.
- Its non-stick design prevents clumping, ensuring smooth dispensing in high-traffic areas.

Output / 24 hours	Storage Capacity	Monthly Subscription
55 kgs	20 Kgs	5990/-
120 Kgs	55 Kgs	8990/-
280 Kgs	150 Kgs	14990/-
480 Kgs	220 Kgs	16990/-



GOURMET

- Elegant, crystal-clear ice with a unique top-hat shape that enhances drink presentation.
- Slow-melting design ensures minimal dilution for premium cocktails, spirits, and fine dining.
- Ideal for upscale bars, lounges, and fine dining establishments looking to elevate presentation.

Output / 24 hours	Storage Capacity	Monthly Subscription
40 Kgs	20 Kgs	2990/-
60 Kgs	30 Kgs	3990/-



Ice Size: 30*30*30 MM (1.2 Inch Cube)

SOLID CUBE *(Small)*

- Dense cubes that melt slowly, perfect for premium drinks like whiskey.
- Purified water ensures clear, hygienic ice.
- Long-lasting cubes reduce refills and save time.
- Ideal for high-end bars and lounges.

Output / 24 hours	Storage Capacity	Monthly Subscription
55 kgs/ 24 hrs (72 Cubes/ hr)	20 Kgs	7,000/-




Ice Size: 50*50*50 MM (2 Inch Cube)

SOLID CUBE *(Medium)*

- Dense, medium-sized cubes designed to last longer and melt slowly, delivering sustained cooling for premium beverages.
- Perfect for whiskey, bourbon, and signature cocktails where dilution control is key.
- Crystal-clear cubes made with purified water ensure a clean, high-quality presentation.
- Their durability minimizes refills, ideal for efficient, high-end bars and lounges.

Output / 24 hours	Storage Capacity	Monthly Subscription
55 kgs/ 24 hrs (12 Cubes/ hr)	20 Kgs	8,500/-



CRUSHED

- Fine ice for fast cooling and decorative displays in seafood, cocktails, and slushies.
- Hygienic, easy to produce, and quick to store, perfect for peak hours in restaurants and bars.

Output / 24 hours	Storage Capacity	Monthly Subscription
50 kgs/ 24 hrs	10 Kgs	3,990/-



*Lets's Get in
touch*

EMAIL

info@svivel.com , harshabyadalam@gmail.com

PHONE

+91 99000 33555

WEBSITE

www.svivel.com